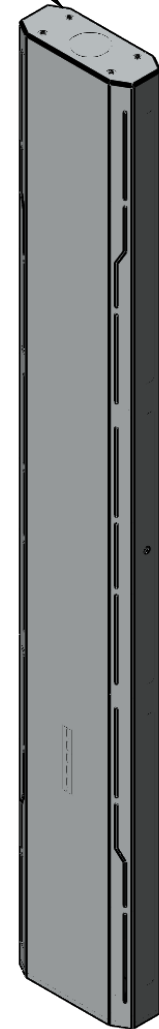
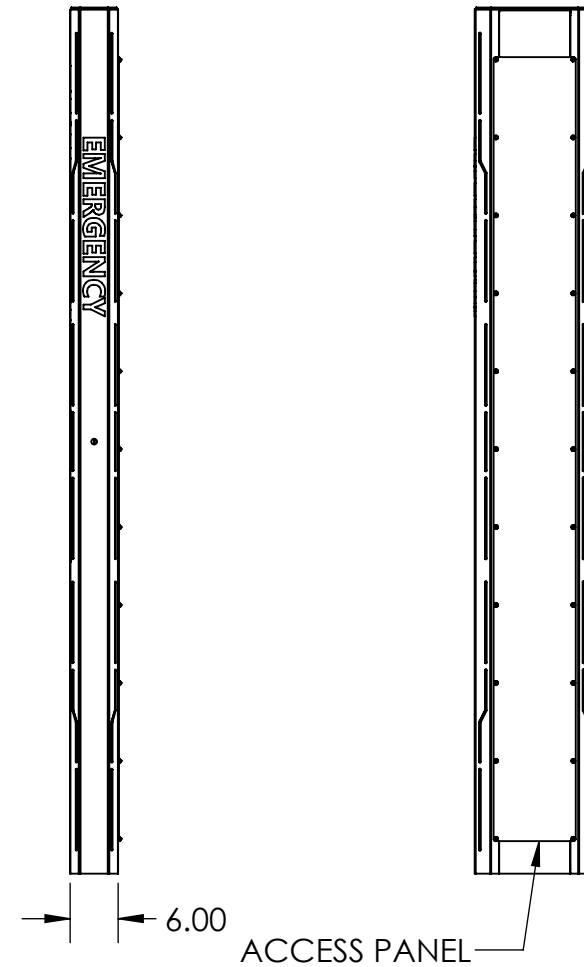
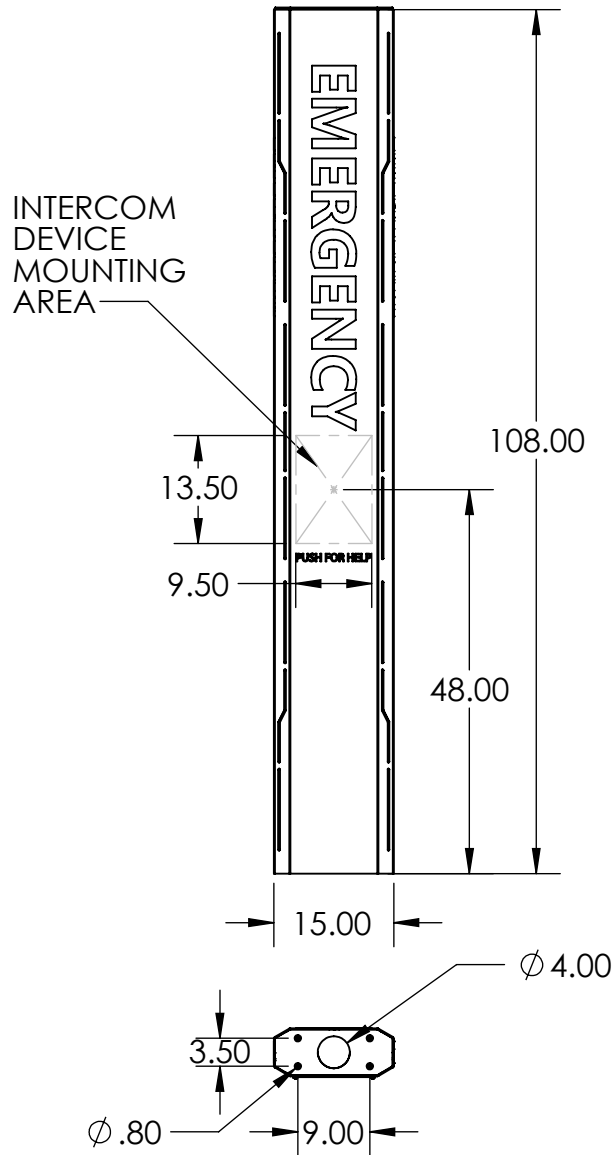


REMOVABLE TOP/ACCESSORY MOUNTING



NOTES:

1. MATERIAL OF CONSTRUCTION IS ALUMINUM.
2. COATED IN 2-4 MILS GLOSS BLUE POWDER COATING.



PEDESTALPRO.COM
1-800-660-3072

UNLESS OTHERWISE SPECIFIED:

DIMENSIONS ARE IN INCHES
TOLERANCES:
FRACTIONAL $\pm 1/32$
ANGULAR: $\pm 2^\circ$
TWO PLACE DECIMAL ± 0.010
THREE PLACE DECIMAL ± 0.005

INTERPRET GEOMETRIC
TOLERANCING PER:
ASME Y14.5 -2009

NAME	DATE
DRAWN	
CHECKED	

PROPRIETARY AND CONFIDENTIAL
THE INFORMATION CONTAINED IN THIS
DRAWING IS THE SOLE PROPERTY OF
PEDESTALPRO LLC. ANY REPRODUCTION
IN PART OR AS A WHOLE WITHOUT THE
WRITTEN PERMISSION OF PEDESTALPRO LLC
IS PROHIBITED.

TITLE:

INSTALLATION

Tuesday, July 19, 2022
2:24:51 PM

WEIGHT: 63.185

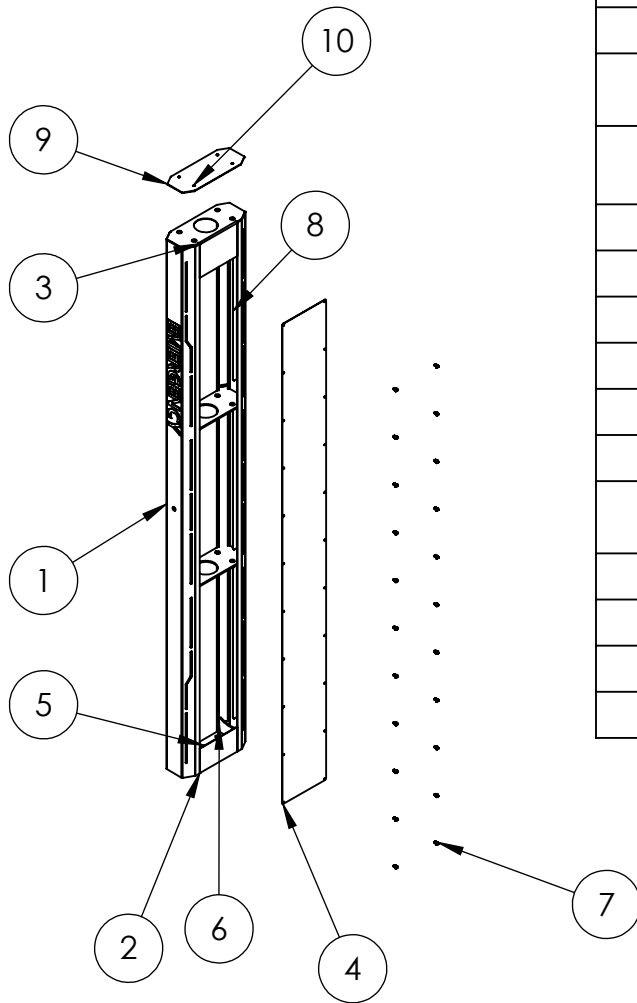
SIZE
A

PART NO.
156TOW-EMER-01-ALU

REV
A

NO SCALE

SHEET 1 OF 13



ITEM NO.	PART NUMBER	DESCRIPTION	QTY.
1	156TOW-EMER-01-ALU BODY	ALUM BODY	1
2	156TOW-EMER-01-ALU CLOSURE	CLOSURE PANEL	1
3	156TOW-EMER-01-ALU CAP	TOP CAP	1
4	156TOW-EMER-01-ALU ACCESS	ACCESS PANEL	1
5	156TOW-EMER-01-ALU BASE	BASE PLATE	1
6	156TOW-EMER-01-ALU STIFFENER	BASE STIFFENER	2
7	--	PASSIVATED 18-8 STAINLESS STEEL PAN HEAD PHILLIPS SCREW	22
8	156TOW-EMER-01-ALU LIGHT	LIGHTING BRACKET	6
9	156TOW-EMER-01-ALU TOPPER	BLANK CAP	1
10	--	1/4"-20 X 1 SS PEM STUD	4
11	--	1/4-20 NYLON LOCK NUT	4
12	--	1/4-20 X 1" FLAT WASHER	4
13	156TOW-EMER-01-ALU RIB	BASE PLATE	2
14	156TOW-EMER-01-ALU ACRYLIC	FROSTED ACRYLIC DIFFUSER	12
15	--	DIN MOUNTING RAIL	1
16	FRONT EMERGENCY DECAL	3M WHITE REFLECTIVE VINYL	1
17	SIDE EMERGENCY DECAL	3M WHITE REFLECTIVE VINYL	2
18	PUSH FOR HELP DECAL	3M WHITE REFLECTIVE VINYL	1

NOTES:

1. SEE STANDARD PREPARATION AND COATING INSTRUCTIONS FOR COATING PROCEDURE AND COLOR.
2. SEE STANDARD PACKAGING INSTRUCTIONS FOR PACKAGING PROCEDURE.



PEDESTALPRO.COM
1-800-660-3072

UNLESS OTHERWISE SPECIFIED:

DIMENSIONS ARE IN INCHES
TOLERANCES:
FRACTIONAL $\pm 1/32$
ANGULAR: $\pm 2^\circ$
TWO PLACE DECIMAL ± 0.010
THREE PLACE DECIMAL ± 0.005

INTERPRET GEOMETRIC
TOLERANCING PER:
ASME Y14.5 -2009

NAME	DATE
DRAWN	
CHECKED	

PROPRIETARY AND CONFIDENTIAL

THE INFORMATION CONTAINED IN THIS DRAWING IS THE SOLE PROPERTY OF PEDESTALPRO LLC. ANY REPRODUCTION IN PART OR AS A WHOLE WITHOUT THE WRITTEN PERMISSION OF PEDESTALPRO LLC IS PROHIBITED.

TITLE:

ASSEMBLY

Tuesday, July 19, 2022
2:24:51 PM

WEIGHT: 63.185

SIZE
A

PART NO.
156TOW-EMER-01-ALU

REV
A

NO SCALE

SHEET 2 OF 13