

HDMI® 1 x 4 Splitter

with Audio Extraction
Cat. No. 41920-SP4



SAFETY INFORMATION

- **WARNING: TO AVOID DEATH OR SERIOUS INJURY**, never push objects of any kind into this product through openings, as they may touch dangerous voltages.
- **WARNING: TO AVOID DEATH OR SERIOUS INJURY**, never touch uninsulated wires or terminals unless the wiring has been disconnected at the network interface.
- Read and understand all instructions. Follow all warnings and instructions marked on the product.
- Do not use this product near water - e.g., near a tub, wash basin, kitchen sink or laundry tub, in a wet basement, or near a swimming pool.
- Never install communications wiring or components during a lightning storm.
- Never install communications components in wet locations unless the components are designed specifically for use in wet locations.
- Use caution when installing or modifying communications wiring or components.
- **SAVE THESE INSTRUCTIONS.**

DI-080-41920-05A

INSTALLATION INSTRUCTIONS

ENGLISH

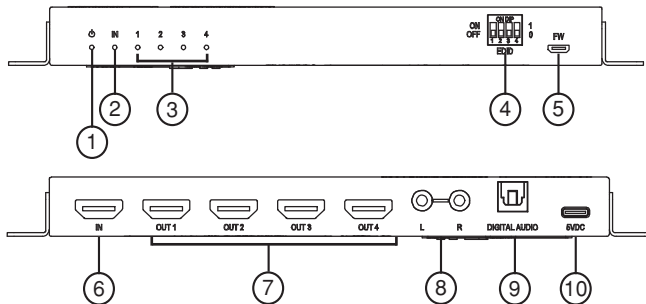
Features

- Splits a single HDMI input to four HDMI outputs.
- Supports HDMI 2.0 features, 4Kx2K@60Hz 4:4:4, Dolby Vision.
- 18Gbps high bandwidth.
- HDMI input supports HDCP 2.2 and the outputs support HDCP Active or HDCP Passive mode.
- Supports video resolution down-scaling, the 4K input can be automatically reduced to 1080p output for compatibility with 1080p displays.
- Up to 6 types of built-in EDIDs can be selected via DIP switch.
- RCA and digital optical (TOSLINK) audio outputs for audio extraction.
- Up to 6 units can be cascaded to distribute video signals to multiple video displays.
- CEC pass-through.

What's Included

- (1) HDMI 1 x 4 splitter
- (2) Mounting brackets
- (4) Mounting bracket screws
- (1) Power adapter (5V DC 1A) USB
- (4) Non-skid pads
- (1) Instruction sheet
- (1) USB Type A to C cable

Panel Description



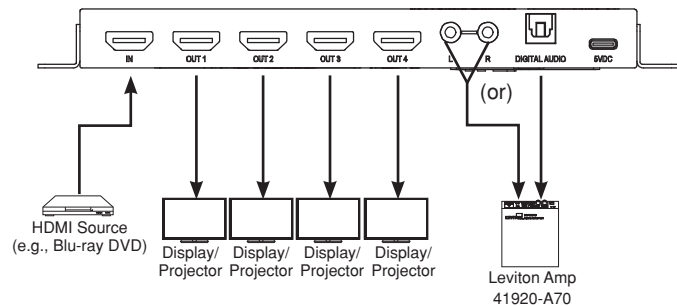
1. POWER INDICATOR: illuminates red when splitter is powered on.
2. INPUT INDICATOR: illuminates blue when an input signal is present.
3. OUTPUT 1-4 INDICATORS: illuminate green when there is HDMI output on the corresponding channel.
4. EDID: 4-position DIP switch for setting EDID.
5. FW: not used.
6. HDMI IN: connect to HDMI source.
7. HDMI OUT 1-4: connect to HDMI display.
8. Audio OUT: L+R analog RCA audio.
9. DIGITAL AUDIO: digital optical audio output.
10. 5VDC: connect to USB power adapter.

System Connection

- System should be installed in a clean environment with temperature and humidity control.
- All power switches, plugs, sockets and power cords should be insulated for safety.
- Connect all devices before powering on the splitter.

System Diagram


NOTE: Diagram for reference only.



EDID Management

The Extended Display Identification Data (EDID) is used by the source device to match its video resolution with the video resolution of the connected display. By default, the source device obtains its EDID from the first connected display. The DIP switch on the front panel can be used to set the EDID to a fixed value to ensure video resolution compatibility with connected displays when those displays have different video resolutions.

ON OFF	1 2 3 4	1 2 3 4	1 2 3 4	1 2 3 4
ON	1	2	3	4
OFF	0	1	2	3
Default	ON	OFF	OFF	OFF
EDID Setting	1	2	3	4
Priority OUT 1 > 2 > 3 > 4	ON	OFF	OFF	OFF
1080p LPCM	ON	OFF	OFF	OFF
1080p DTS/Dolby	ON	OFF	OFF	OFF
4K/30Hz LPCM	ON	OFF	OFF	OFF
4K/30Hz DTS/Dolby	ON	OFF	OFF	OFF
4K/60Hz LPCM	ON	OFF	OFF	OFF
4K/60Hz DTS/Dolby	ON	OFF	OFF	OFF
HDCP Active	ON	OFF	OFF	OFF
HDCP Passive	ON	OFF	OFF	OFF

<div> <div>ON OFF</div>  <div>1 0</div> </div> <p>When in OFF position, switch represents 0. When in ON position, switch represents 1.</p>	SWITCH 1 2 3 STATUS	VIDEO	AUDIO
	000	Obtains EDID from the first detected display starting at HDMI output 1>2>3>4.	
	001	Obtains EDID from the first detected display starting at HDMI output 4>3>2>1.	
	010	1080P	LPCM
	011	1080P	DTS/Dolby
	100	3840x2160@30Hz	LPCM
	101	3840x2160@30Hz	DTS/Dolby
	110	3840x2160@60Hz	LPCM
	111	3840x2160@60Hz	DTS/Dolby
	SWITCH 4 STATUS	MODE	HDCP
	OFF (0)	Passive (Default)	Automatically follows the HDCP Version of HDMI source.
	ON (1)	3840x2160@30Hz	HDCP version of HDMI output is HDCP 1.4 for broader video compatibility

Troubleshooting and Maintenance

PROBLEM	POSSIBLE CAUSE	SOLUTION
Color loss or no video signal output at HDMI display.	The connecting cables may not be connected correctly or may be broken.	Check whether the cables are connected correctly and in working condition.
	The display is not compatible with the output resolution.	Make sure the resolution of the display(s) is compatible with the resolution of the source and modify the EDID setting if needed.
No HDMI signal output from the splitter while local HDMI input is working.	The connecting cables may not be connected correctly or may be broken.	Check whether the cables are connected correctly and in working condition.
Splash screen in output devices.	Connecting cable quality.	Change to a better quality cable.

SPECIFICATIONS	
VIDEO INPUT	
Input	(1) HDMI
Input connector	(1) Type A female HDMI
HDMI Input Resolution	Up to 4Kx2K@60Hz 4:4:4
HDMI Support	Supports features of HDMI 2.0
HDCP Version	2.2 and 1.4
VIDEO OUTPUT	
Output	(4) HDMI
Output Connector	(4) Female Type A HDMI
HDMI Output Resolution	Up to 4Kx2K@60Hz4:4:4
HDMI Support	Supports features of HDMI 2.0
HDCP Version	2.2 and 1.4
AUDIO	
Output	(1) Audio out, (1) Digital Optical (SPDIF) out
Output connector	(2) RCA (L+R), (1) TOSLINK
HDMI Audio format	LPCM 7.1 audio, Dolby Atmos®, Dolby® TrueHD, Dolby Digital® Plus, DTS:X™, and DTS-HD® Master Audio™ pass-through.
DP Audio Format	8 channels LPCM, up to 24bit 192Khz, AC3, DTS
Analog L/R Audio Format	PCM
Digital Optical Audio Format	PCM, DOLBY DIGITAL, DTS, DTS-HD
Max Output Level	2.0Vrms±0.5dB. 2V = 16dB headroom above -10dBV (316mV) nominal consumer line level signal
THD+N	<0.05% (-80dB), 20Hz-20KHz bandwidth, 1KHz sine at 0dBFS level (or max level)
SNR	>80dB, 20Hz-20KHz bandwidth
Crosstalk Isolation	>70dB, 10KHz sine at 0dBFS level (or max level before clipping)
L-R Level Deviation	<0.3dB, 1KHz sine at 0dBFS level (or max level before clipping)
Frequency Response Deviation	≤±0.5dB 20Hz-20KHz
Output Load Capability	1KΩ and higher (supports 10x paralleled 10KΩ loads)
Stereo Channel	>70dB@1KHz
CONTROL	
EDID Selector	(1) 4-position DIP switch
GENERAL	
Bandwidth	18Gbps
Operating Temperature	-10C - +55°C (14-131°F)
Storage Temperature	-25C - +70°C (-13-158°F)
Relative Humidity	10%-90%
Power supply	Input: 100V-240V AC Output: 5V DC 1A USB
Power Consumption	4W (Max)
Dimension (WxHxD)	190mm x 20mm x 100mm (7.5 x 0.8 x 3.9 in)
Net weight	545 g (19 oz)

FOR CANADA ONLY

For warranty information and/or product returns, residents of Canada should contact Leviton in writing at **Leviton Manufacturing of Canada Ltd to the attention of the Quality Assurance Department, 165 Hymus Blvd, Pointe-Claire (Quebec), Canada H9R 1E9** or by telephone at **1 800 405-5320**.

LIMITED 2 YEAR WARRANTY AND EXCLUSIONS

Leviton warrants to the original consumer purchaser and not for the benefit of anyone else that this product at the time of its sale by Leviton is free of defects in materials and workmanship under normal and proper use for two years from the purchase date. Leviton's only obligation is to correct such defects by repair or replacement, at its option. **For details visit www.leviton.com or call 1-800-824-3005.** This warranty excludes and there is disclaimed liability for labor for removal of this product or reinstallation. This warranty is void if this product is installed improperly or in an improper environment, overloaded, misused, opened, abused, or altered in any manner, or is not used under normal operating conditions or not in accordance with any labels or instructions. **There are no other or implied warranties of any kind, including merchantability and fitness for a particular purpose,** but if any implied warranty is required by the applicable jurisdiction, the duration of any such implied warranty, including merchantability and fitness for a particular purpose, is limited to two years. **Leviton is not liable for incidental, indirect, special, or consequential damages, including without limitation, damage to, or loss of use of, any equipment, lost sales or profits or delay or failure to perform this warranty obligation.** The remedies provided herein are the exclusive remedies under this warranty, whether based on contract, tort or otherwise.

For Technical Assistance Call: 1-800-824-3005 (U.S.A. Only) www.leviton.com