


Premium CATV Modules

APPLICATION

Premium CATV Modules are designed to distribute incoming RF signals (cable TV, HDTV, antenna, or other modulated sources) to 1, 8, or 16 locations throughout a home or office on coaxial cable. Modules incorporate state-of-the-art bi-directional signaling to support advanced interactive communications via a cable modem or cable box, as well as standard CATV, antenna, and other modulated inputs. Premium CATV Modules optimize the performance of digital cable signals to handle advanced technologies offered by cable operators, including delivery of HDTV.



SPECIFICATION

Premium CATV Modules shall distribute RF signals over coaxial cable to 1, 8, or 16 locations. They shall meet all SCTE transmission and connector requirements. They shall feature one cable input and 1, 8, or 16 television outputs. The CATV module shall support bi-directional signal paths for cable modem or cable box communications. They shall also come in tilt-able module designs, with 75 Ohm F-Type connectors and a 12VDC 1A power supply.

FEATURES

- Distribute CATV, HDTV, antenna, and other modulated signals on coaxial cable throughout a home or office
- Provide a bi-directional signal path to support cable modem or cable box communications
- Easily install into any Leviton Structured Media® enclosures in a vertical or horizontal direction
- Modules tilt for greater ease of installation
- F-ports provide up to 15 psi weather sealing

DESIGN CONSIDERATIONS

- Digital CATV and HDTV compatible
- Robust machine-threaded, gold-plated brass ports meet SCTE requirements
- 360-degree seizing insert retains center conductor up to a pullout tension of 200 grams on .032-inch diameter coax center conductors
- Power adapter provides unique small-sized form factor
- Termination caps included (except 1x1 module)
- 1x16 module has a passive cable modem bypass port for VOIP functionality over cable during power outages
- Forward path incorporates a high-quality unity-gain amplifier design
- Unamplified return path
- Durable aluminum die-cast housing with white powder coating

STANDARDS COMPLIANCE

- SCTE

PHYSICAL SPECIFICATIONS

Dimensions: See page two
Impedance: 75 Ohm
Connector Type: F-Type gold plated
Power Input: 12VDC 1A, adapter supplied
Frequency: 52-1000 MHz forward path
0-45 MHz reverse path

COUNTRY OF ORIGIN

China

WARRANTY INFORMATION

For a copy of Leviton product warranties, visit www.leviton.com/warranty.

Leviton Network Solutions

2222 - 222nd St. SE
Bothell, WA 98021-4416

tel 1-800-824-3005
tel +1-425-486-2222
appeng@leviton.com
www.leviton.com

Asia / Pacific
T +1.631.812.6228
E infoasean@leviton.com

Europe
T +44.0.1592.772124
E customerserviceeu@leviton.com

Canada
T +1.514.954.1840
E pcservice@leviton.com

Mexico
T +52.55.5082.1040
E lsamarketing@leviton.com

Caribbean
T +1.954.593.1896
E infocaribbean@leviton.com

Middle East & Africa
T +971.4.247.9800
E lmeinfo@leviton.com

China
T +852.2774.9876
E infochina@leviton.com

South Korea
T +82.2.3273.9963
E infokorea@leviton.com

Colombia
T +57.1.743.6045
E infocolombia@leviton.com

ELECTRONIC SPECIFICATIONS, 1x16 PREMIUM CATV MODULE			
Parameter	Bandwidth	Forward Path	Return Path
Band	–	52-1000 MHz	5-42 MHz
Gain (loss)	–	0 dB	(-14.5 dB)
Flatness	–	± 1.5 dB	± 2.0 dB
Return Loss (input)	–	22.0 dB	21.0 dB
Return Loss (CM input)	–	22.0 dB	–
Return Loss (output)	–	20.0 dB	21.0 dB
Port Isolation (output)	–	20.0 dB	25.0 dB
Port Isolation (CM port to output port)	–	20.0 dB	–
Group Delay (span 3.58 Mhz)	54-60 MHz	15 ns	–
	61-1000 MHz	7 ns	–
Group Delay (span 1 Mhz)	5-42 MHz	–	17 ns
	10-40 MHz	–	7 ns
Power to RF Input Isolation	5-1000 MHz	100 dB (min)	
RFI Isolation	5-1000 MHz	-110 dB	
Noise Figure	52-1000 MHz	3.0 dB	
Distortion	CSO	-65 dBc	
	CTB	-74 dBc	
	Xmod	-75 dBc	

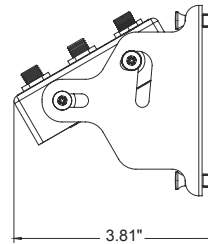
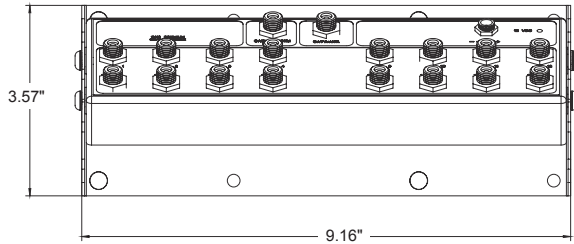
ELECTRONIC SPECIFICATIONS, 1x8 PREMIUM CATV MODULE			
Parameter	Bandwidth	Forward Path	Return Path
Band	–	52-1000 MHz	5-42 MHz
Gain (loss)	–	4 dB	(-11.0 dB)
Flatness	–	± 1.0 dB	± 1.5 dB
Return Loss (input)	–	22.0 dB	21.0 dB
Return Loss (output)	–	20.0 dB	21.0 dB
Port Isolation (output)	–	25.0 dB	25.0 dB
Group Delay (span 3.58 Mhz)	54-60 MHz	15 ns	–
	61-1000 MHz	7 ns	–
Group Delay (span 1 Mhz)	5-42 MHz	–	17 ns
	10-40 MHz	–	7 ns
Power to RF Input Isolation	5-1000 MHz	100 dB (min)	
RFI Isolation	5-1000 MHz	-110 dB	
Noise Figure	52-1000 MHz	3.0 dB	
Distortion	CSO	-65 dBc	
	CTB	-74 dBc	
	Xmod	-75 dBc	

ELECTRONIC SPECIFICATIONS, 1x1 PREMIUM CATV MODULE			
Parameter	Bandwidth	Forward Path	Return Path
Band	–	52-1000 MHz	5-42 MHz
Gain (loss)	–	15 dB	(-0.5 dB)
Flatness	–	± 0.75 dB	± 1.5 dB
Return Loss (input)	–	22.0 dB	21.0 dB
Return Loss (output)	–	22.0 dB	21.0 dB
Port Isolation (output)	–	25.0 dB	27.0 dB
Group Delay (span 3.58 Mhz)	54-60 MHz	15 ns	–
	61-1000 MHz	7 ns	–
Group Delay (span 1 Mhz)	5-42 MHz	–	17 ns
	10-40 MHz	–	7 ns
Power to RF Input Isolation	5-1000 MHz	100 dB (min)	
RFI Isolation	5-1000 MHz	-110 dB	
Noise Figure	52-1000 MHz	2.5 dB	
Distortion	CSO	-65 dBc	
	CTB	-74 dBc	
	Xmod	-75 dBc	

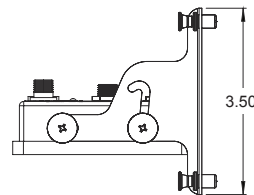
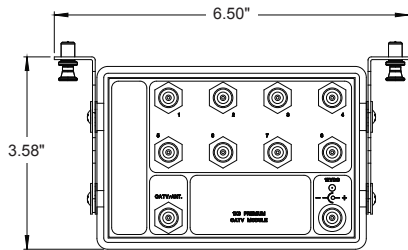
ELECTRONIC FILES

For CAD files, typical specs, or technical drawings (.DXF, .DWG), visit www.leviton.com.

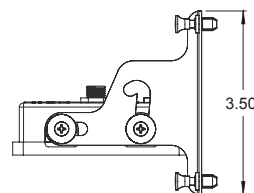
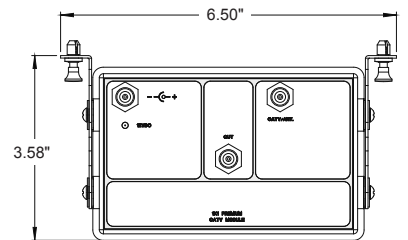
47693-16P



47693-08P



47693-01P



47693-xxP

PART NUMBERS

Description	Part No.
1x1 Premium CATV Module	47693-01P
1x8 Premium CATV Module	47693-08P
1x16 Premium CATV Module	47693-16P



Leviton Network Solutions
2222 - 222nd St. SE
Bothell, WA 98021-4416

Asia / Pacific
T +1.631.812.6228
E infoasean@leviton.com

Canada
T +1.514.954.1840
E pcservice@leviton.com

Caribbean
T +1.954.593.1896
E infocaribbean@leviton.com

China
T +852.2774.9876
E infochina@leviton.com

Colombia
T +57.1.743.6045
E infocolombia@leviton.com

tel 1-800-824-3005
tel +1-425-486-2222
appeng@leviton.com
www.leviton.com

Europe
T +44.0.1592.772124
E customerserviceeu@leviton.com

Mexico
T +52.55.5082.1040
E lsmarketing@leviton.com

Middle East & Africa
T +971.4.247.9800
E lmeinfo@leviton.com

South Korea
T +82.2.3273.9963
E infokorea@leviton.com