

T3MK7516D (Kit)


Access & Power Integration Solution for Mercury

TROVE™

Altronix T3MK7516D kit consists of Trove3 enclosure and TM3 Altronix & Mercury backplane with 24VDC @ 10A and 12VDC @ 10A power supply/chargers, eight (8) PTC protected output power distribution module and two eight (8) PTC protected output access control modules. This kit also accommodates various combinations of Mercury* boards for up to sixteen (16) doors in a single enclosure. Trove simplifies board layout and wire management, reduces installation time and labor costs.

***Also compatible with these authentic Mercury partners:**

AccessNsite, Avigilon, BadgePass, BluBox, Feenics, Genetec, Identicon, IMRON, Johnson Controls, Kastle, Keri Systems, Lenel/S2, LockState, Maxxess, Midpoint Security, NLSS, Open Options, Panasonic Video Insight, Quintron, RS2, Schneider Electric, Vanderbilt



T3MK7516D

Mercury boards are not included

Key Features

- 24VDC and 12VDC power supply/chargers
- Accommodates the following Mercury controllers:
Mercury: LP1501, LP1502, LP2500, LP4502, MR16IN, MR16OUT, MR50, MR52, MR62e, MUX8
- Convenient knockout configuration:
 - One (1) single knockout 2.415" (2" Conduit)
 - One (1) double knockout
1.948" (1.5" Conduit) / 1.701" (1.25" Conduit)
 - Sixteen (16) double knockouts
1.362" (1" Conduit) / 1.115" (3/4" Conduit)
- 16 AWG galvanized steel backplane simplifies board layout and wire management
- Enclosure accommodates up to four (4) 12VDC/12AH batteries
- Supervision
 - AC Fail
 - Battery Fail and Battery Presence
- Agency Listings:
 - All Altronix components of this Trove kit are UL Listed sub-assemblies. Please refer to the Sub-Assembly Installation Guides for further information
 - UL: UL294 - Access Control System
 - cUL: CAN/ULC - s319-05 - Electronic Access Control Systems
 - CE European Conformity
- Lifetime Warranty*

**Altronix Power Supply/Chargers and Sub-Assemblies only*

Specifications**Power Supply 1 (AL1024ULXB2):****Input**

Voltage	115VAC 60Hz, 4.2A
Fusing	5A/250V

Output

Voltage	24VDC
Current	10A @ 24VDC continuous max.
Other	Overvoltage protection Filtered and regulated

Power Supply 2 (AL1012ULXB):**Input**

Voltage	115VAC, 60Hz, 2.6A
Fusing	5A/250V

Output

Voltage	12VDC
Current	10A @ 12VDC continuous max.
Other	Overvoltage protection Filtered and regulated

Both Power Supplies:**Back-up Battery**

Capacity	7AH/12VDC (4 within enclosure) 40AH/65AH (requires separate enclosure)
Type	Sealed lead acid or gel type
Failover	Upon AC loss, instantaneous

Supervision

AC Failure	Form "C" contacts
Battery	Form "C" contacts

Indicators (LED)

Input	115VAC is present
DC Output	Powered
Battery	Discharged or not connected

Power Distribution Module (PD8ULCB):**Input**

Voltage	12VDC from AL1012ULXB
---------	-----------------------

Outputs

Voltage	12VDC
PTCs	2.5A

Indicators (LED)

Green LED	DC Output
-----------	-----------

Two (2) Access Power Controllers (ACM8CB):**Input**

Voltage	24VDC from AL1024ULXB2
Input Fuse	10A/250V

Outputs

Voltage	24VDC
Eight (8) 24VDC independently controlled PTC outputs:	
a) Fail-Safe and/or Fail-Secure power outputs.	
Form "C" Relays rated 28VAC or VDC @ 2.5A	
b) Auxiliary power outputs (unswitched)	
c) Any combination of the above	

Output PTCs	2.5A
-------------	------

Indicators (LED)

Red LEDs	Outputs are triggered (relays energized)
Green LED	FACP disconnect is triggered

T3MK7516D Kit:**Agency Listings**

All components of this Trove kit are UL Listed sub-assemblies.
Please refer to the corresponding Sub-Assembly Installation Guides for further information

CE	European Conformity
----	---------------------

Physical and Environmental**Dimensions (H x W x D)**

Enclosure:	36.12" x 30.125" x 7.06" (917.5mm x 768.1mm x 179.3mm)
Shipping:	40.75" x 35.25" x 12" (1035.1mm x 895.4mm x 304.8mm)

Weight (approx.)

Product	84.2 lb. (38.2 kg)
Shipping	97.5 lb. (44.22 kg)

Temperature

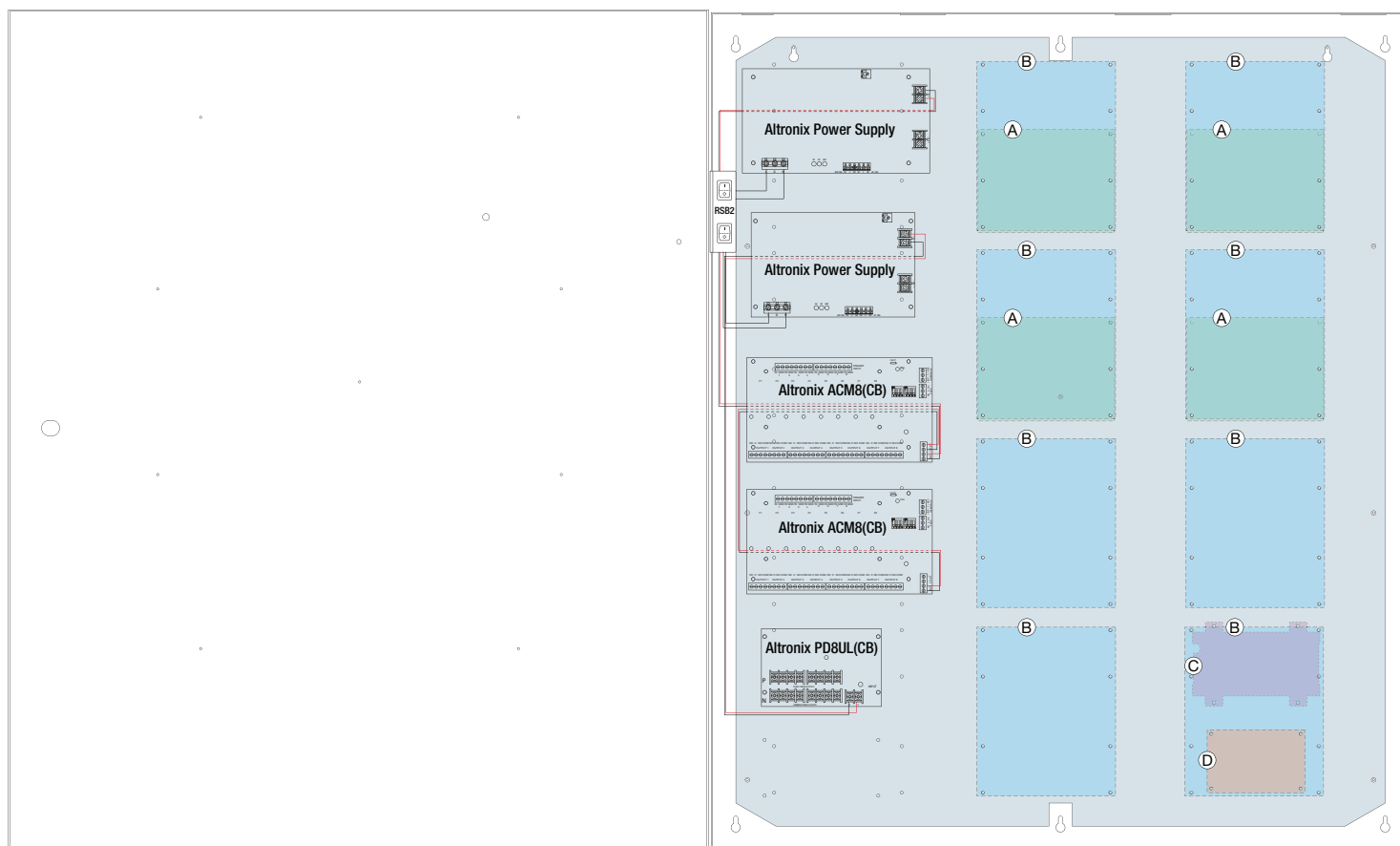
Operating	0°C to 49°C (32°F to 120°F)
Storage	-20°C to 70°C (-4°F to 158°F)

Relative Humidity	85% +/- 5%
-------------------	------------

BTU/Hr (approx.):	217 BTU/Hr.
-------------------	-------------

Access Controller Position Chart for the Following Models:

Altronix/Mercury	Pem Mounting
LP2500, MUX8	(A)
LP1502, LP4502, MR52, MR16IN, MR16OUT	(B)
LP1501, MR62e	(C)
MR50	(D)



Accessories (order separately)

WM5

WM5, WM25, WM100 - Magnetic Cable Tie Mounts

Altronix WM5, WM25, and WM100 are packs of 5, 25 or 100 magnetic cable tie mounts respectively. They accommodate standard zip ties or velcro straps. These are ideal for wire management in our Trove series.



Mounting Magnet

MM4, MM8, MM12, MM24 - Magnetic Mounting Solution

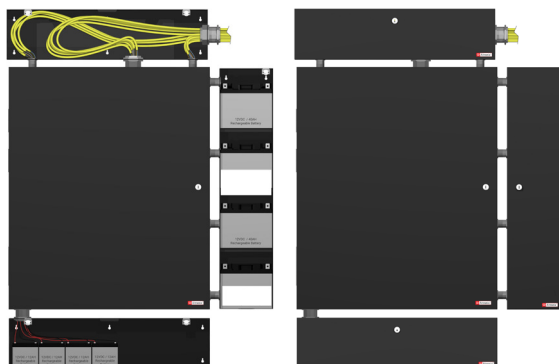
Altronix mounting magnets accommodate screws and nylon standoffs to allow for mounting various boards/ accessories in any metal enclosure or backplane.



BR1

BR1 - Sub-Assembly Mounting Bracket

Altronix BR1 mounting bracket is compatible with Altronix Maximal and Trove enclosures. It allows to mount one (1) PD4UL(CB), PD8UL(CB), ACM4(CB), MOM5, VR6, PDS8, NetWay5B or LINQ8PD(CB) sub-assembly on the enclosure's inside wall, saving valuable space.

**TROVE3BWC / TROVE3SWC - Battery/Wire Trough Enclosure**

Altronix Trove3BWC and Trove3SWC are dual-purpose enclosures that can be used as wiring troughs or battery cabinets when mounted above or below (Trove3BWC) or on either side (Trove3SWC) of the Trove integrated power and access solution. The knockouts on the Trove3BWC and Trove3SWC have been strategically placed to line up with the Trove3 allowing for easy conduit connections between cabinets. Trove3BWC and Trove3SWC include cam locks and 2 tamper switches each to ensure access to wiring and batteries is secure.

Dimensions and Drawing

Dimensions (H x W x D approximate)

36.12" x 30.125" x 7.06" (917.5mm x 768.1mm x 179.3mm)

